

## CONTUL DE EXECUTIE

## A BUGETULUI INSTITUTIILOR PUBLICE SI ACTIVITATILOR FINANTATE INTEGRAL SAU PARTIAL DIN VENITURI PROPRII (DE SUBORDONARE LOCALA) -VENITURI

la data de 30.09.2021

Cod 20

-lei-

Denumirea indicatorilor	Cod indicator	Prevederi bugetare		Drepturi constatate			Incasari realizate	Stingeri pe alte cai decat incasari	Drepturi constatate de incasat
		Initiale	Definitive	Total,din care:	din anii precedenti	din anul curent			
A	B	1	2	3=4+5	4	5	6	7	8=3-6-7
TOTAL VENITURI (cod 00.02+00.15+00.16+00.17+45.10+48.10)	000110	123,734,000	103,774,370	81,451,110	3,902,209	77,548,901	80,658,219	27,799	765,092
I. VENITURI CURENTE (cod 00.03+00.12)	0002	53,333,000	42,016,370	30,095,971	3,902,209	26,193,762	29,303,080	27,799	765,092
C. VENITURI NEFISCALE (cod 00.13+00.14)	2900	53,333,000	42,016,370	30,095,971	3,902,209	26,193,762	29,303,080	27,799	765,092
C1. VENITURI DIN PROPRIETATE (cod 30.10+31.10)	3000	1,078,610	937,710	337,450	23,686	313,764	307,055	6,260	24,135
Venituri din proprietate (cod 30.10.05+30.10.08+30.10.09+30.10.50)	3010	1,078,610	937,710	337,450	23,686	313,764	307,055	6,260	24,135
Venituri din concesiuni si inchirieri (cod 30.10.05.30)	301005	1,069,610	930,710	337,450	23,686	313,764	307,055	6,260	24,135
Alte venituri din concesiuni si inchirieri de catre institutiile publice	30100530	1,069,610	930,710	337,450	23,686	313,764	307,055	6,260	24,135
Alte venituri din proprietate	301050	9,000	7,000						
C2. VANZARI DE BUNURI SI SERVICII (cod 33.10+34.10+35.10+36.10+37.10)	3300	52,254,390	41,078,660	29,758,521	3,878,523	25,879,998	28,996,025	21,539	740,957
Venituri din prestari de servicii si alte activitati (cod 33.10.05+33.10.08+33.10.09+33.10.13+ 33.10.14+ 33.10.16+33.10.17+33.10.19 la 33.10.21+33.10.30 la 33.10.32+33.10.50)	3310	51,336,190	40,195,200	29,033,724	3,878,523	25,155,201	28,271,228	21,539	740,957
Taxe si alte venituri in invatamant	331005	4,444,000	3,269,010	1,586,248	14,019	1,572,229	1,567,571		18,677
Venituri din prestari de servicii	331008	5,537,000	4,359,000	3,530,481	51,298	3,479,183	3,417,758		112,723
Contributia elevilor si studentilor pentru internate, camine si cantine.	331014	1,702,000	1,276,000	157,189	1,691	155,498	150,874		6,315
Venituri din valorificarea produselor obtinute din activitatea proprie sau anexa	331016	325,000	317,000	100,742	4,225	96,517	97,247		3,495
Venituri din organizarea de cursuri de calificare si conversie profesionala, specializare si perfectionare	331017	31,490	30,490	9,504		9,504	9,504		
Venituri din serbari si spectacole scolare, manifestari	331019	260,000	260,000	77,776	805	76,971	55,403	21,539	834

A	B	1	2	3=4+5	4	5	6	7	8=3-6-7
culturale, artistice si sportive									
Venituri din contractele incheiate cu casele de asigurari sociale de sanatate	331021	33,070,000	25,840,000	20,294,137	3,719,010	16,575,127	19,789,564		504,573
Venituri din contractele incheiate cu directiile de sanatate publica din sume alocate de la bugetul de stat	331030	4,100,000	3,300,000	1,995,100		1,995,100	1,995,100		
Alte venituri din prestari de servicii si alte activitati	331050	1,866,700	1,743,700	1,282,547	87,475	1,195,072	1,188,207		94,340
Diverse venituri (cod 36.10.04+36.10.32+36.10.50)	3610	776,200	741,460	541,538		541,538	541,538		
Alte venituri	361050	776,200	741,460	541,538		541,538	541,538		
Transferuri voluntare, altele decat subventiile (cod 37.10.01+37.10.03+37.10.04+37.10.50)	3710	142,000	142,000	183,259		183,259	183,259		
Donatii si sponsorizari	371001	138,000	138,000	183,259		183,259	183,259		
Varsaminte din sectiunea de functionare pentru finantarea sectiunii de dezvoltare a bugetului local (cu semnul minus)	371003	-740,000	-720,000	-740		-740	-740		
Varsaminte din sectiunea de functionare	371004	740,000	720,000	740		740	740		
Alte transferuri voluntare	371050	4,000	4,000						
III. OPERATIUNI FINANCIARE (cod 40.10+41.10)	0016			456,120		456,120	456,120		
Incasari din rambursarea imprumuturilor acordate (cod. 40.10.15+40.10.16)	4010			456,120		456,120	456,120		
Sume utilizate din excedentul anului precedent pentru efectuarea de cheltuieli (cod. 40.10.15.01+40.10.15.02)	401015			456,120		456,120	456,120		
Sume utilizate de administratiile locale din excedentul anului precedent pentru sectiunea de functionare	40101501			456,120		456,120	456,120		
IV. SUBVENTII (cod 00.18)	4100	68,301,000	59,658,000	49,103,214		49,103,214	49,103,214		
SUBVENTII DE LA ALTE NIVELE ALE ADMINISTRATIEI PUBLICE (cod 42.10+43.10)	0018	1,329,000	1,329,000	128,997		128,997	128,997		
Subventii de la alte administratii (cod 43.10.09+43.10.10+43.10.14 la 43.10.17+43.10.19 + 43.10.25 la 43.10.27+43.10.31+43.10.32+43.10.33+43.10.35)	4310	68,301,000	59,658,000	49,103,214		49,103,214	49,103,214		
Subventii pentru institutii publice	431009	41,472,000	37,639,000	31,161,790		31,161,790	31,161,790		
Subventii din bugetele locale pentru finantarea cheltuielilor curente din domeniul sanatatii	431010	1,500,000	1,490,000	703,000		703,000	703,000		
Subventii pentru institutii publice destinate sectiunii de dezvoltare	431019	1,329,000	1,329,000	128,997		128,997	128,997		
Subventii din bugetul Fondului national unic de asigurari sociale de sanatate pentru acoperirea cresterilor salariale	431033	24,000,000	19,200,000	17,109,427		17,109,427	17,109,427		
Alte sume primite de la UE (Cod 46.10.04)	4610			19,308		19,308	19,308		
Alte sume primite din fonduri de la Uniunea European? pentru programele opera?ionale finan?ate din cadrul financiar 2014 - 2020	461004			19,308		19,308	19,308		


A	B	1	2	3=4+5	4	5	6	7	8=3-6-7
Sume primite de la UE/alti donatori în contul platilor efectuate si prefinantari aferente cadrului financiar 2014-2020 (cod 48.10.01 la 48.10.05+48.10.11+48.10.12)	4810	2,100,000	2,100,000	1,776,497		1,776,497	1,776,497		
Fondul European de Dezvoltare Regionala (FEDR) (cod 48.10.01.01 la 48.10.01.03)	481001	2,100,000	2,100,000	1,776,497		1,776,497	1,776,497		
Sume primite în contul platilor efectuate în anul curent	48100101	2,100,000	2,100,000	1,776,497		1,776,497	1,776,497		
VENITURILE SECTIUNII DE FUNCTIONARE (cod 00.02+00.16+00.17) - TOTAL	000110	119,565,000	99,625,370	79,525,568	3,902,209	75,623,359	78,732,677	27,799	765,092
I. VENITURI CURENTE (cod 00.03+00.12)	0002	52,593,000	41,296,370	30,095,231	3,902,209	26,193,022	29,302,340	27,799	765,092
C. VENITURI NEFISCALE (cod 00.13+00.14)	2900	52,593,000	41,296,370	30,095,231	3,902,209	26,193,022	29,302,340	27,799	765,092
C1. VENITURI DIN PROPRIETATE (cod 30.10 +31.10)	3000	1,078,610	937,710	337,450	23,686	313,764	307,055	6,260	24,135
Venituri din proprietate (cod 30.10.05+30.10.08+30.10.09+30.10.50)	3010	1,078,610	937,710	337,450	23,686	313,764	307,055	6,260	24,135
Venituri din concesiuni si inchirieri (cod 30.10.05.30)	301005	1,069,610	930,710	337,450	23,686	313,764	307,055	6,260	24,135
Alte venituri din concesiuni si închirieri de catre institutiile publice	30100530	1,069,610	930,710	337,450	23,686	313,764	307,055	6,260	24,135
Alte venituri din proprietate	301050	9,000	7,000						
C2. VANZARI DE BUNURI SI SERVICII (cod 33.10+34.10+35.10+36.10+37.10)	3300	51,514,390	40,358,660	29,757,781	3,878,523	25,879,258	28,995,285	21,539	740,957
Venituri din prestari de servicii si alte activitati (cod 33.10.05+33.10.08+33.10.09+33.10.13+ 33.10.14 +33.10.16+33.10.17 +33.10.19 la 33.10.21+33.10.30 la 33.10.32+33.10.50)	3310	51,336,190	40,195,200	29,033,724	3,878,523	25,155,201	28,271,228	21,539	740,957
Taxe si alte venituri in invatamant	331005	4,444,000	3,269,010	1,586,248	14,019	1,572,229	1,567,571		18,677
Venituri din prestari de servicii	331008	5,537,000	4,359,000	3,530,481	51,298	3,479,183	3,417,758		112,723
Contributia elevilor si studentilor pentru internate, camine si cantine.	331014	1,702,000	1,276,000	157,189	1,691	155,498	150,874		6,315
Venituri din valorificarea produselor obtinute din activitatea proprie sau anexa	331016	325,000	317,000	100,742	4,225	96,517	97,247		3,495
Venituri din organizarea de cursuri de calificare si conversie profesionala, specializare si perfectionare	331017	31,490	30,490	9,504		9,504	9,504		
Venituri din serbari si spectacole scolare, manifestari culturale, artistice si sportive	331019	260,000	260,000	77,776	805	76,971	55,403	21,539	834
Venituri din contractele incheiate cu casele de asigurari sociale de sanatate	331021	33,070,000	25,640,000	20,294,137	3,719,010	16,575,127	19,789,564		504,573
Venituri din contractele incheiate cu directiile de sanatate publica din sume alocate de la bugetul de stat	331030	4,100,000	3,300,000	1,995,100		1,995,100	1,995,100		
Alte venituri din prestari de servicii si alte activitati	331050	1,866,700	1,743,700	1,282,547	87,475	1,195,072	1,188,207		94,340
Diverse venituri (cod 36.10.04+36.10.32+36.10.50)	3610	776,200	741,460	541,538		541,538	541,538		

A	B	1	2	3=4+5	4	5	6	7	8=3-6-7
Alte venituri	361050	776,200	741,460	541,538		541,538	541,538		
Transferuri voluntare, altele decât subvențiile (cod 37.10.01+37.10.03+37.10.50)	3710	-598,000	-578,000	182,519		182,519	182,519		
Donatii si sponsorizari	371001	138,000	138,000	183,259		183,259	183,259		
Varsaminte din sectiunea de functionare pentru finantarea sectiunii de dezvoltare a bugetului local (cu semnul minus)	371003	-740,000	-720,000	-740		-740	-740		
Alte transferuri voluntare	371050	4,000	4,000						
III. OPERATIUNI FINANCIARE (cod 40.10+41.10)	0016			456,120		456,120	456,120		
Încasari din rambursarea împrumuturilor acordate (cod. 40.10.15)	4010			456,120		456,120	456,120		
Sume utilizate din excedentul anului precedent pentru efectuarea de cheltuieli (cod. 40.10.15.01)	401015			456,120		456,120	456,120		
Sume utilizate de administratiile locale din excedentul anului precedent pentru sectiunea de functionare	40101501			456,120		456,120	456,120		
IV. SUBVENTII (cod 00.18)	4100	66,972,000	58,329,000	48,974,217		48,974,217	48,974,217		
SUBVENTII DE LA ALTE NIVELE ALE ADMINISTRATIEI PUBLICE (cod 42.10+43.10)	0018	66,972,000	58,329,000	48,974,217		48,974,217	48,974,217		
Subventii de la alte administratii (cod 43.10.09+43.10.10 +43.10.15+43.10.33+43.10.35)	4310	66,972,000	58,329,000	48,974,217		48,974,217	48,974,217		
Subventii pentru institutii publice	431009	41,472,000	37,639,000	31,161,790		31,161,790	31,161,790		
Subventii din bugetele locale pentru finantarea cheltuielilor curente din domeniul sanatatii	431010	1,500,000	1,490,000	703,000		703,000	703,000		
Subventii din bugetul Fondului national unic de asigurari sociale de sanatate pentru acoperirea cresterilor salariale	431033	24,000,000	19,200,000	17,109,427		17,109,427	17,109,427		
VENITURILE SECTIUNII DE DEZVOLTARE (cod 00.02+00.15+00.16+00.17+45.10+48.10) - TOTAL	000110	4,169,000	4,149,000	1,925,542		1,925,542	1,925,542		
I. VENITURI CURENTE (cod 00.12)	0002	740,000	720,000	740		740	740		
C. VENITURI NEFISCALE ( cod 00.14)	2900	740,000	720,000	740		740	740		
C2. VANZARI DE BUNURI SI SERVICII (cod 36.10+37.10)	3300	740,000	720,000	740		740	740		
Transferuri voluntare, altele decât subvențiile (cod 37.10.04)	3710	740,000	720,000	740		740	740		
Varsaminte din sectiunea de functionare	371004	740,000	720,000	740		740	740		
IV. SUBVENTII (cod 00.18)	4100	1,329,000	1,329,000	128,997		128,997	128,997		
SUBVENTII DE LA ALTE NIVELE ALE ADMINISTRATIEI PUBLICE (cod 42.10+43.10)	0018	1,329,000	1,329,000	128,997		128,997	128,997		
Subventii de la alte administratii (cod 43.10.14+43.10.16+43.10.17+43.10.19 + 43.10.25 la 43.10.27+43.10.31+43.10.32+43.10.35)	4310	1,329,000	1,329,000	128,997		128,997	128,997		
Subventii pentru institutii publice destinate sectiunii de dezvoltare	431019	1,329,000	1,329,000	128,997		128,997	128,997		


A	B	1	2	3=4+5	4	5	6	7	8=3-6-7
Alte sume primite de la UE (Cod 46.10.04)	4610			19,308		19,308	19,308		
Alte sume primite din fonduri de la Uniunea Europeană pentru programele operaționale finanțate din cadrul financiar 2014 - 2020	461004			19,308		19,308	19,308		
Sume primite de la UE/alti donatori în contul platilor efectuate și prefinanțări aferente cadrului financiar 2014-2020 (cod 48.10.01 la 48.10.05+48.10.11+48.10.12)	4810	2,100,000	2,100,000	1,776,497		1,776,497	1,776,497		
Fondul European de Dezvoltare Regională(FEDR) (cod 48.10.01.01 la 48.10.01.03)	481001	2,100,000	2,100,000	1,776,497		1,776,497	1,776,497		
Sume primite în contul platilor efectuate în anul curent	48100101	2,100,000	2,100,000	1,776,497		1,776,497	1,776,497		

**Conducatorul institutiei**

**CATALIN CHERECHES**



**Conducatorul compartimentului  
financiar-contabil  
CARMEN POP**



## Anexa 11

**CONTUL DE EXECUTIE**  
**A BUGETULUI INSTITUTIILOR PUBLICE SI ACTIVITATILOR FINANTATE INTEGRAL SAU PARTIAL DIN VENITURI PROPRII (DE SUBORDONARE LOCALA) -CHELTUIELI**

la data de 30.09.2021

Cod 21

-lei-

Denumirea indicatorilor *)	Cod indicator	Credite de angajament		Credite bugetare		Angajamente bugetare	Angajamente legale	Plati efectuate	Angajamente legale de platit	Cheltuieli efective
		Initiale	Definitive	Initiale	Definitive					
A	B	1	2	3	4	5	6	7	8=6-7	9
TOTAL CHELTUIELI - SECTIUNEA DE FUNCTIONARE + SECTIUNEA DE DEZVOLTARE (cod 50.10+59.10+63.10+70.10+74.10+79.10)	4910			124,488,000	104,505,820	124,488,000	124,488,000	80,123,829	44,364,171	79,371,203
Partea III-a CHELTUIELI SOCIAL-CULTURALE (cod 65.10+66.10+67.10+68.10)	6310			97,867,000	81,006,820	97,867,000	97,867,000	63,028,514	34,838,486	61,851,612
Invatamant (cod 65.10.03 la 65.10.05+65.10.07+65.10.11+65.10.50)	6510			8,366,000	6,503,820	8,366,000	8,366,000	2,195,651	6,170,349	2,339,892
Invaatamant prescolar si primar (cod 65.10.03.01+65.10.03.02)	651003			4,188,000	3,095,310	4,188,000	4,188,000	1,402,367	2,785,633	1,459,782
Invatamant prescolar	65100301			4,188,000	3,095,310	4,188,000	4,188,000	1,402,367	2,785,633	1,459,782
Invatamant secundar (cod 65.10.04.01 la 65.10.04.03)	651004			4,178,000	3,408,510	4,178,000	4,178,000	793,284	3,384,716	880,110
Invatamant secundar inferior	65100401			340,000	293,350	340,000	340,000	5,799	334,201	9,814
Invatamant secundar superior	65100402			3,838,000	3,115,160	3,838,000	3,838,000	787,485	3,050,515	870,296
Sanatate (66.10.06+66.10.08+66.10.50)	6610			65,427,000	52,331,000	65,427,000	65,427,000	41,701,592	23,725,408	40,939,982
Servicii medicale in unitati sanitare cu paturi (cod 66.10.06.01+66.10.06.03)	661006			65,427,000	52,331,000	65,427,000	65,427,000	41,701,592	23,725,408	40,939,982
Spitale generale	66100601			65,427,000	52,331,000	65,427,000	65,427,000	41,701,592	23,725,408	40,939,982
Cultura, recreere si religie (cod 67.10.03+67.10.05+67.10.50)	6710			24,074,000	22,172,000	24,074,000	24,074,000	19,131,271	4,942,729	18,571,738
Servicii culturale (cod 67.10.03.03 la 67.10.03.07+67.10.03.09 la 67.10.03.11+67.10.03.15+67.10.03.30)	671003			7,881,000	5,979,000	7,881,000	7,881,000	5,203,179	2,677,821	5,118,210
Instituti publice de spectacole si concerte	67100304			7,881,000	5,979,000	7,881,000	7,881,000	5,203,179	2,677,821	5,118,210
Servicii recreative si sportive (cod 67.10.05.01)	671005			16,193,000	16,193,000	16,193,000	16,193,000	13,928,092	2,264,908	13,453,528
Sport	67100501			16,193,000	16,193,000	16,193,000	16,193,000	13,928,092	2,264,908	13,453,528

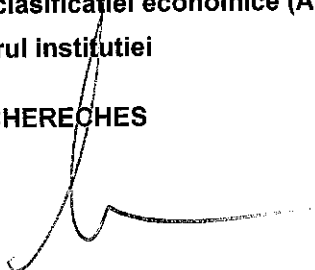
A	B	1	2	3	4	5	6	7	8=6-7	9
Partea IV-a SERVICII SI DEZVOLTARE PUBLICA, LOCUINTE, MEDIU SI APE (cod 70.10+74.10)	6910			26,621,000	23,499,000	26,621,000	26,621,000	17,095,315	9,525,685	17,519,591
Locuinte, servicii si dezvoltare publica (cod 70.10.03+70.10.04+70.10.50)	7010			26,621,000	23,499,000	26,621,000	26,621,000	17,095,315	9,525,685	17,519,591
Alte servicii in domeniul locuintelor, serviciilor si dezvoltarii comunale	701050			26,621,000	23,499,000	26,621,000	26,621,000	17,095,315	9,525,685	17,519,591
CHELTUIELILE SECTIUNII DE FUNCTIONARE (cod 50.10+59.10+63.10+70.10+74.10+79.10)	4910			120,319,000	100,356,820	120,319,000	120,319,000	78,217,595	42,101,405	77,767,798
Partea III-a CHELTUIELI SOCIAL-CULTURALE (cod 65.10+66.10+67.10+68.10)	6310			95,573,000	78,732,820	95,573,000	95,573,000	61,138,020	34,434,980	60,826,599
Invatamant (cod 65.10.03 la 65.10.05+65.10.07+65.10.11+65.10.50)	6510			8,301,000	6,458,820	8,301,000	8,301,000	2,195,651	6,105,349	2,314,051
Invatamant prescolar si primar (cod 65.10.03.01+65.10.03.02)	651003			4,188,000	3,095,310	4,188,000	4,188,000	1,402,367	2,785,633	1,459,782
Invatamant prescolar	65100301			4,188,000	3,095,310	4,188,000	4,188,000	1,402,367	2,785,633	1,459,782
Invatamant secundar (cod 65.10.04.01 la 65.10.04.03)	651004			4,113,000	3,363,510	4,113,000	4,113,000	793,284	3,319,716	854,269
Invatamant secundar inferior	65100401			340,000	293,350	340,000	340,000	5,799	334,201	4,557
Invatamant secundar superior	65100402			3,773,000	3,070,160	3,773,000	3,773,000	787,485	2,985,515	849,712
Sanatate (66.10.06+66.10.08+66.10.50)	6610			63,327,000	50,231,000	63,327,000	63,327,000	39,925,095	23,401,905	39,981,800
Servicii medicale in unitati cu paturi (cod 66.10.06.01+66.10.06.03)	661006			63,327,000	50,231,000	63,327,000	63,327,000	39,925,095	23,401,905	39,981,800
Spitale generale	66100601			63,327,000	50,231,000	63,327,000	63,327,000	39,925,095	23,401,905	39,981,800
Cultura, recreere si religie (cod 67.10.03+67.10.05+67.10.50)	6710			23,945,000	22,043,000	23,945,000	23,945,000	19,017,274	4,927,726	18,530,748
Servicii culturale (cod 67.10.03.03 la 67.10.03.07+67.10.03.09 la 67.10.03.11+67.10.03.15+67.10.03.30)	671003			7,752,000	5,850,000	7,752,000	7,752,000	5,089,182	2,662,818	5,077,220
Institutii publice de spectacole si concerte	67100304			7,752,000	5,850,000	7,752,000	7,752,000	5,089,182	2,662,818	5,077,220
Servicii recreative si sportive (cod 67.10.05.01)	671005			16,193,000	16,193,000	16,193,000	16,193,000	13,928,092	2,264,908	13,453,528
Sport	67100501			16,193,000	16,193,000	16,193,000	16,193,000	13,928,092	2,264,908	13,453,528
Partea IV-a SERVICII SI DEZVOLTARE PUBLICA, LOCUINTE, MEDIU SI APE (cod 70.10+74.10)	6910			24,746,000	21,624,000	24,746,000	24,746,000	17,079,575	7,666,425	16,941,199
Locuinte, servicii si dezvoltare publica (cod 70.10.03+70.10.04+70.10.50)	7010			24,746,000	21,624,000	24,746,000	24,746,000	17,079,575	7,666,425	16,941,199
Alte servicii in domeniul locuintelor, serviciilor si dezvoltarii comunale	701050			24,746,000	21,624,000	24,746,000	24,746,000	17,079,575	7,666,425	16,941,199
CHELTUIELILE SECTIUNII DE DEZVOLTARE (cod 50.10+59.10+63.10+70.10+74.10+79.10)	4910			4,169,000	4,149,000	4,169,000	4,169,000	1,906,234	2,262,766	1,603,405

A	B	1	2	3	4	5	6	7	8=6-7	9
Partea III-a CHELTUIELI SOCIAL-CULTURALE (cod 65.10+66.10+67.10+68.10)	6310			2,294,000	2,274,000	2,294,000	2,294,000	1,890,494	403,506	1,025,013
Invatamant (cod 65.10.03 la 65.10.05+65.10.07+65.10.11+65.10.50)	6510			65,000	45,000	65,000	65,000		65,000	25,841
Invatamant secundar (cod 65.10.04.01 la 65.10.04.03)	651004			65,000	45,000	65,000	65,000		65,000	25,841
Invatamant secundar inferior	65100401									5,257
Invatamant secundar superior	65100402			65,000	45,000	65,000	65,000		65,000	20,584
Sanatate (66.10.06+66.10.08+66.10.50)	6610			2,100,000	2,100,000	2,100,000	2,100,000	1,776,497	323,503	958,182
Servicii medicale in unitati cu paturi (cod 66.10.06.01+66.10.06.03)	661006			2,100,000	2,100,000	2,100,000	2,100,000	1,776,497	323,503	958,182
Spitale generale	66100601			2,100,000	2,100,000	2,100,000	2,100,000	1,776,497	323,503	958,182
Cultura, recreere si religie (cod 67.10.03+67.10.05+67.10.50)	6710			129,000	129,000	129,000	129,000	113,997	15,003	40,990
Servicii culturale (cod 67.10.03.03 la 67.10.03.07+67.10.03.09 la 67.10.03.11+67.10.03.15+67.10.03.30)	671003			129,000	129,000	129,000	129,000	113,997	15,003	40,990
Institutiile publice de spectacole si concerte	67100304			129,000	129,000	129,000	129,000	113,997	15,003	40,990
Partea IV-a SERVICII SI DEZVOLTARE PUBLICA, LOCUINTE, MEDIU SI APE (cod 70.10+74.10)	6910			1,875,000	1,875,000	1,875,000	1,875,000	15,740	1,859,260	578,392
Locuinte, servicii si dezvoltare publica (cod 70.10.03+70.10.04+70.10.50)	7010			1,875,000	1,875,000	1,875,000	1,875,000	15,740	1,859,260	578,392
Alte servicii in domeniul locuintelor, serviciilor si dezvoltarii comunale	701050			1,875,000	1,875,000	1,875,000	1,875,000	15,740	1,859,260	578,392

Nota: Se detaliaza pe structura clasificatiei economice (Anexa 7)

Conducatorul institutiei

CATALIN CHERECHES



Conducatorul compartimentului  
financiar-contabil

CARMEN POP





## CONTUL DE EXECUTIE A BUGETULUI CREDITELOR INTERNE- CHELTUIELI

la data de 30.09.2021

Cod 21

-lei-


Denumirea indicatorilor *)	Cod indicator	Credite de angajament		Credite bugetare		Angajamente bugetare	Angajamente legale	Plati efectuate	Angajamente legale de platit	Cheltuieli efective
		Aprobate la finele perioadei de raportare	Trimestriale cumulate	Aprobate la finele perioadei de raportare	Trimestriale cumulate					
A	B	1	2	3	4	5	6	7	8=6-7	9
TOTAL CHELTUIELI (cod 50.07+59.07+63.07+70.07+74.07.79.07)	4907		14,372,000	34,560,950	32,363,950	34,560,950	34,560,950	10,339,831	24,221,119	
Partea a III-a CHELTUIELI SOCIAL-CULTURALE(cod 65.07+66.07+67.07+68.07)	6307		3,731,000	15,945,000	15,228,000	15,945,000	15,945,000	8,670,812	7,274,188	
Invatamant (cod 65.07.03 la cod 65.07.05+65.07.07+65.07.11+65.07.50)	6507		2,731,000	14,945,000	14,228,000	14,945,000	14,945,000	8,670,812	6,274,188	
Invatamant prescolar si primar (cod 65.07.03.01+65.07.03.02)	650703			1,637,000	1,637,000	1,637,000	1,637,000	271,539	1,365,461	
Invatamant prescolar	65070301			1,637,000	1,637,000	1,637,000	1,637,000	271,539	1,365,461	
Invatamant secundar (cod 65.07.04.01 la 65.07.04.03)	650704		2,731,000	13,308,000	12,591,000	13,308,000	13,308,000	8,399,273	4,908,727	
Invatamant secundar inferior	65070401		857,000	8,598,000	8,105,000	8,598,000	8,598,000	5,691,536	2,906,464	
Invatamant secundar superior	65070402		1,874,000	4,710,000	4,486,000	4,710,000	4,710,000	2,707,737	2,002,263	
Asigurari si asistenta sociala (cod 68.07.04+68.07.06+68.07.11+68.07.12+68.07.15+68.07.50)	6807		1,000,000	1,000,000	1,000,000	1,000,000	1,000,000		1,000,000	
Alte cheltuieli în domeniul asigurarilor si asistentei sociale (cod 68.07.50.50)	680750		1,000,000	1,000,000	1,000,000	1,000,000	1,000,000		1,000,000	
Alte cheltuieli în domeniul asistentei sociale	68075050		1,000,000	1,000,000	1,000,000	1,000,000	1,000,000		1,000,000	
Partea IV-a SERVICII SI DEZVOLTARE PUBLICA, LOCUINTE,MEDIU SI APE (cod 70.07+74.07)	6907		8,604,000	14,935,950	14,457,950	14,935,950	14,935,950	1,669,019	13,266,931	
Locuinte, servicii si dezvoltare publica (cod 70.07.03+70.07.05 la 70.07.07+70.07.50)	7007		8,604,000	14,935,950	14,457,950	14,935,950	14,935,950	1,669,019	13,266,931	
Locuinte (cod 70.07.03.01+70.07.03.30)	700703		8,604,000	14,890,660	14,412,660	14,890,660	14,890,660	1,623,735	13,266,925	
Dezvoltarea sistemului de locuinte	70070301		8,604,000	14,890,660	14,412,660	14,890,660	14,890,660	1,623,735	13,266,925	
Iluminat public si electrificari	700706			45,290	45,290	45,290	45,290	45,284	6	

A	B	1	2	3	4	5	6	7	8=6-7	9
Partea V-a ACTIUNI ECONOMICE (cod 80.07+81.07+83.07+84.07+ 87.07)	7907		2,037,000	3,680,000	2,678,000	3,680,000	3,680,000		3,680,000	
Transporturi (cod 84.07.03+ 84.07.06+84.07.50 )	8407		2,037,000	3,680,000	2,678,000	3,680,000	3,680,000		3,680,000	
Transport rutier (cod 84.07.03.01 la 84.07.03.03)	840703		2,037,000	3,680,000	2,678,000	3,680,000	3,680,000		3,680,000	
Strazi	84070303		2,037,000	3,680,000	2,678,000	3,680,000	3,680,000		3,680,000	
CHELTUIELILE SECTIUNII DE DEZVOLTARE(cod 50.07+59.07+63.07+70.07+7407+79.07)	4907		14,372,000	34,560,950	32,363,950	34,560,950	34,560,950	10,339,831	24,221,119	
Partea III-a CHELTUIELI SOCIAL-CULTURALE (cod 65.07+66.07+67.07+68.07)	6307		3,731,000	15,945,000	15,228,000	15,945,000	15,945,000	8,670,812	7,274,188	
Invatamant (cod 65.07.03+65.07.04+65.07.05+65.07.07+61.07.11+65.07.50)	6507		2,731,000	14,945,000	14,228,000	14,945,000	14,945,000	8,670,812	6,274,188	
Invatamant prescolar si primar (cod 65.07.03.01+65.07.03.02)	650703			1,637,000	1,637,000	1,637,000	1,637,000	271,539	1,365,461	
Invatamant prescolar	65070301			1,637,000	1,637,000	1,637,000	1,637,000	271,539	1,365,461	
Invatamant secundar (cod 65.07.04.01+65.07.04.02+65.07.04.03)	650704		2,731,000	13,308,000	12,591,000	13,308,000	13,308,000	8,399,273	4,908,727	
Invatamant secundar inferior	65070401		857,000	8,598,000	8,105,000	8,598,000	8,598,000	5,691,536	2,906,464	
Invatamant secundar superior	65070402		1,874,000	4,710,000	4,486,000	4,710,000	4,710,000	2,707,737	2,002,263	
Asigurari si asistenta sociala (cod 68.07.04+68.07.06+68.07.11+68.07.12+68.07.15+68.07.50)	6807		1,000,000	1,000,000	1,000,000	1,000,000	1,000,000		1,000,000	
Alte cheltuieli în domeniul asigurarilor si asistentei sociale (cod 68.07.50.50)	680750		1,000,000	1,000,000	1,000,000	1,000,000	1,000,000		1,000,000	
Alte cheltuieli în domeniul asistentei sociale	68075050		1,000,000	1,000,000	1,000,000	1,000,000	1,000,000		1,000,000	
Partea IV-a SERVICII SI DEZVOLTARE PUBLICA, LOCUINTE,MEDIU SI APE (cod 70.07+74.07)	6907		8,604,000	14,935,950	14,457,950	14,935,950	14,935,950	1,669,019	13,266,931	
Locuinte, servicii si dezvoltare publica (cod 70.07.03+70.07.05+70.07.06+70.07.07+70.07.50)	7007		8,604,000	14,935,950	14,457,950	14,935,950	14,935,950	1,669,019	13,266,931	
Locuinte (cod 70.07.03.01+70.07.03.30)	700703		8,604,000	14,890,660	14,412,660	14,890,660	14,890,660	1,623,735	13,266,925	
Dezvoltarea sistemului de locuinte	70070301		8,604,000	14,890,660	14,412,660	14,890,660	14,890,660	1,623,735	13,266,925	
Iluminat public si electrificari	700706			45,290	45,290	45,290	45,290	45,284	6	
Partea V-a ACTIUNI ECONOMICE (cod 80.07+81.07+83.07+84.07+ 87.07)	7907		2,037,000	3,680,000	2,678,000	3,680,000	3,680,000		3,680,000	
Transporturi (cod 84.07.03+84.07.06+84.07.50D)	8407		2,037,000	3,680,000	2,678,000	3,680,000	3,680,000		3,680,000	
Transport rutier (cod 84.07.03.01 la 84.07.03.03)	840703		2,037,000	3,680,000	2,678,000	3,680,000	3,680,000		3,680,000	
Strazi	84070303		2,037,000	3,680,000	2,678,000	3,680,000	3,680,000		3,680,000	

**Nota: Se detaliaza pe structura clasificatiei economice (Anexa 7)**


**Conducatorul institutiei**

**CATALIN CHERECHES**



**Conducatorul compartimentului  
financiar-contabil**

**CARMEN POP**



## CONTUL DE EXECUTIE A BUGETULUI FONDURILOR EXTERNE NERAMBURSABILE- CHELTUIELI

la data de 30.09.2021

Cod 21

-lei-

Denumirea indicatorilor *)	Cod indicator	Credite de angajament		Credite bugetare		Angajamente bugetare	Angajamente legale	Plati efectuate	Angajamente legale de platit	Cheltuieli efective
		Initiale	Definitive	Initiale	Definitive					
A	B	1	2	3	4	5	6	7	8=6-7	9
TOTAL CHELTUIELI ALE SECTIUNII DE DEZVOLTARE (50.08+59.08+63.08+70.08+74.08+74.08+79.08)	4908									15,135
Partea III-a CHELTUIELI SOCIAL-CULTURALE (cod 65.08+66.08+67.08+68.08)	6308									15,135
Învatamant (cod 65.08.03 la 65.08.05+65.08.07+65.08.11+65.08.50)	6508									8,653
Învatamânt secundar (cod 65.08.04.01 la 65.08.04.03)	650804									8,653
Învatamânt secundar superior	65080402									8,653
Cultura, recreere si religie (cod 67.08.03+67.08.05+67.08.06+67.08.50)	6708									6,482
Alte servicii în domeniile culturii, recreerii si religiei	670850									6,482

Nota: Se detaliaza pe structura clasificatiei economice (Anexa 7)

Conducatorul institutiei

CATALIN CHERECHES

Conducatorul compartimentului  
financiar-contabil  
CARMEN POP